

Joltik v1

Designers/Submitters:

Jérémy Jean, Ivica Nikolić, Thomas Peyrin

Division of Mathematical Sciences,
School of Physical and Mathematical Science,
Nanyang Technological University, Singapore.

{JJean,INikolic,Thomas.Peyrin}@ntu.edu.sg

March 17, 2014

Chapter 1

Introduction

In this note, we propose `Joltik`, a new authenticated encryption design based on a 64-bit lightweight tweakable block cipher `Joltik-BC` that uses an AES-like round function as a building block. We suggest several sets of parameters that can use different key and tweak sizes, and claim security levels for all the parameters in later sections. Our design uses a particular instantiation of a more general framework (so-called `TWEAKEY` [20]) allowing designers to unify the vision of key and tweak inputs of a cipher. We plug this cipher into two different authenticated encryption modes inspired from fully parallel and provably secure modes `OCB` [24] and `COPA` [1] respectively.

In short, `Joltik` is a lightweight authenticated encryption scheme oriented especially for hardware applications. It can be implemented with low area footprint (`Joltik-BC` is a lightweight cipher and some extra area is required for the memory in the authenticated encryption mode). It performs very well for small messages (only $m + 1$ calls to `Joltik-BC` are required for a m block message and without any precomputation), in contrary to sponge or stream cipher based lightweight designs that require a strong initialization stage. Such a feature is very important as many constrained environments will only cipher very short messages (for example a 96-bit Electronic Product Code). In some versions of `Joltik`, the key can be hard-wired for even smaller implementations when the application permits. The overhead for decryption capability is minimal, as we use a novel very lightweight MDS diffusion matrix which is involutory. `Joltik` provides a 64-bit security for both privacy and authenticity, similarly to `AES-GCM` [28] or `OCB` [24] which only ensure a birthday bound security on 128 bits. Even being hardware-oriented, `Joltik` will perform rather well on software platforms, using recent bitsliced implementations of AES-like lightweight ciphers [2, 27].

Organization of the document. In Chapter 2, we provide the specification of our proposal `Joltik`, and the sets of parameters for this proposal. In Chapter 3, we precise the security claims for different scenarios for the various parameters, and in Chapter 4 we provide a security analysis of the proposal. In Chapters 5 and 6, we detail the design decisions, and in Chapter 7 we estimate the hardware performances of the various versions of `Joltik`. We finish with Chapters 8 and 9 where we give notes on intellectual property and consent.

Chapter 2

Specification

In this chapter, we present a full specification of our proposal **Joltik**. We first give the recommended parameter sets and then proceed with the description of the design. We explain the two authenticated encryption modes Joltik^{\neq} and $\text{Joltik}^=$, and then we describe the lightweight ad-hoc tweakable block cipher **Joltik-BC** (which is based on the TWEAKEY framework [20]) used to instantiate the modes.

We first introduce some notations. We denote $E_K(T, P)$ the ciphering of the n -bit plaintext P with the tweakable block cipher **Joltik-BC** with k -bit key K and t -bit tweak T (similarly, D represents the deciphering process). The concatenation operation is represented by $\|$ and $\text{pad}10^*$ is the function that applies the 10^* padding on n bits, i.e. $\text{pad}10^*(X) = X\|1\|0^{n-|X|-1}$ when $|X| < n$. In contrary, $\text{unpad}10^*$ is the function that removes the 10^* padding on n bits, i.e. $\text{unpad}10^*(X)$ removes all the consecutive 0 bits in X starting from the right (possibly none, possibly all). The truncation of the word X to the first i bits is given by $\text{trunc}_i(X)$. Finally, ϵ will represent the empty string.

Our authenticated encryption scheme **Joltik** is composed of an encryption part and a verification/decryption part. The encryption part \mathcal{E} takes as input a variable-length plaintext M (with $m = |M|$), a variable-length associated data A (with $a = |A|$), a fixed-length public message number N and a k -bit key K (we deliberately used the same letter K to represent the key in the authenticated encryption scheme and the one in the tweakable block cipher, since they always refer to the same object). It outputs a m -bit ciphertext C and a τ -bit tag \mathbf{tag} (with $\tau \in [0, \dots, n]$), i.e. $(C, \mathbf{tag}) = \mathcal{E}_K(N, A, M)$. The verification/decryption part \mathcal{D} takes as input a variable-length ciphertext C (with $m = |C|$), a τ -bit tag \mathbf{tag} (with $\tau \in [0, \dots, n]$), a variable-length associated data A (with $a = |A|$), a fixed-length public message number N and a k -bit key K . It outputs either an error string \perp to signify that the verification failed, or a m -bit string $M = \mathcal{D}_K(N, A, C, \mathbf{tag})$ when the tag is valid. The maximum message length (in n -bit blocks) is denoted max_l and the maximum number of messages that can be handled with the same key is denoted max_m . We have that $\text{max}_l = 2^{\lceil t/2 \rceil - 3}$ and $\text{max}_m = 2^{\lfloor t/2 \rfloor}$. This will ensure that as long as different fixed-length public message numbers (i.e. nonces) are used, the tweak inputs of all the tweakable block cipher calls are all unique. This also naturally implies that $|N| = \log_2(\text{max}_m) = \lfloor t/2 \rfloor$. Note that there is a tradeoff possible here between max_l and max_m , as long as $\text{max}_l \cdot \text{max}_m = 2^{t-3}$.

2.1 Parameters

Joltik has two main parameters: the key length k and the public message number length $|N|$. The key length is between 64 bits and 128 bits, while the public message number length is between 24 bits and 48 bits. The tag size τ is fixed to 64 bits. These parameters are related to the key and tweak sizes used in the ad-hoc tweakable cipher. We instantiate two modes with this cipher: the first is for nonce-respecting adversaries (denoted with a \neq sign), while the second is for nonce misuse-resistant adversaries (denoted with a $=$ sign). For this reason, we introduce a third parameter, that signals the mode of our authenticated encryption scheme.

2.2 Recommended Parameter Sets

The public message number is the nonce. For each of the two modes, we recommend four parameter sets (hence in total, we have 8 sets). For a specific mode, we do not have preferred parameters set, however our preferred mode is the nonce-respecting mode (denoted as Joltik^{\neq} , i.e. the first four entries in the Table 2.1 below). The Table 2.1 gives the list of recommended parameter sets sorted from most important to least important.

Name	k	t	n	$ N $	τ
$\text{Joltik}^{\neq}\text{-64-64}$	64	64	64	32	64
$\text{Joltik}^{\neq}\text{-80-48}$	80	48	64	24	64
$\text{Joltik}^{\neq}\text{-96-96}$	96	96	64	48	64
$\text{Joltik}^{\neq}\text{-128-64}$	128	64	64	32	64
$\text{Joltik}^{\text{=}}\text{-64-64}$	64	64	64	32	64
$\text{Joltik}^{\text{=}}\text{-80-48}$	80	48	64	24	64
$\text{Joltik}^{\text{=}}\text{-96-96}$	96	96	64	48	64
$\text{Joltik}^{\text{=}}\text{-128-64}$	128	64	64	32	64

Table 2.1: Recommended parameter sets for Joltik . Parameters k , t , $|N|$ and τ are related to the signature of the inner tweakable block cipher of Joltik .

$\text{Joltik}^{\neq}\text{-64-64}$, $\text{Joltik}^{\text{=}}\text{-64-64}$, $\text{Joltik}^{\neq}\text{-80-48}$, $\text{Joltik}^{\text{=}}\text{-80-48}$ are based on the internal block cipher Joltik-BC-128 , while $\text{Joltik}^{\neq}\text{-96-96}$, $\text{Joltik}^{\text{=}}\text{-96-96}$, $\text{Joltik}^{\neq}\text{-128-64}$, and $\text{Joltik}^{\text{=}}\text{-128-64}$ are based on the internal block cipher Joltik-BC-192 .

2.3 The Authenticated Encryption Joltik

In this section, we provide the high-level description of our proposal. Joltik uses a tweakable block cipher Joltik-BC as internal primitive (specified in Section 2.4), and we describe here the simple authenticated encryption modes built on top of it. Joltik has two main mode variants:

- \mathcal{E}^{\neq} and \mathcal{D}^{\neq} (see Section 2.3.1): the first variant is for where adversaries are assumed to be nonce-respecting, meaning that the user must ensure that the value N will never be used for encryption twice with the same key. This mode is largely inspired from ΘCB3 [24], the tweakable block cipher generalization of OCB3 . We will denote \mathcal{E}^{\neq} the encryption part of this first variant (and \mathcal{D}^{\neq} the verification/decryption part).
- $\mathcal{E}^{\text{=}}$ and $\mathcal{D}^{\text{=}}$ (see Section 2.3.2): the second variant, quite close to the first one and inspired by COPA mode [1], relaxes this constraint and allows the user to reuse the same N with the same key. We will denote $\mathcal{E}^{\text{=}}$ the encryption part of this first variant (and $\mathcal{D}^{\text{=}}$ the verification/decryption part).

2.3.1 Nonce-Respecting Mode: \mathcal{E}^{\neq} and \mathcal{D}^{\neq}

The encryption algorithm \mathcal{E}^{\neq} is depicted in Figures 2.1, 2.2 and 2.3, and an algorithmic description is given in Algorithm 1. The verification/decryption algorithmic description of \mathcal{D}^{\neq} is given in Algorithm 2. We note that our scheme follows the framework from ΘCB3 [24] and therefore directly benefits from the security proof regarding authentication and privacy.

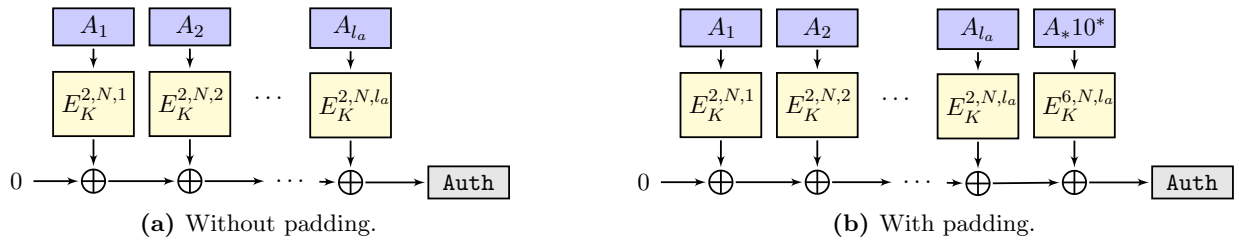


Figure 2.1: Handling of the associated data for the nonce-respecting mode.

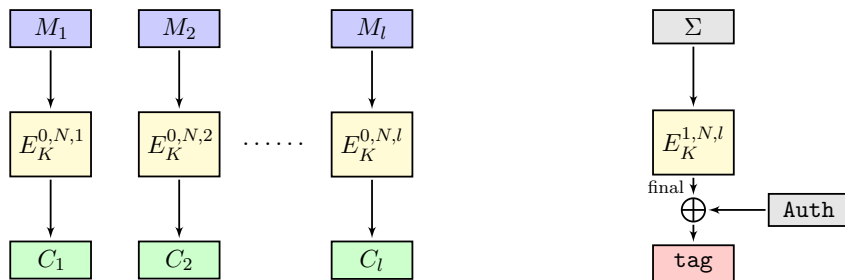


Figure 2.2: Message processing: in the case where the message-length is a multiple of the block size: no padding needed.

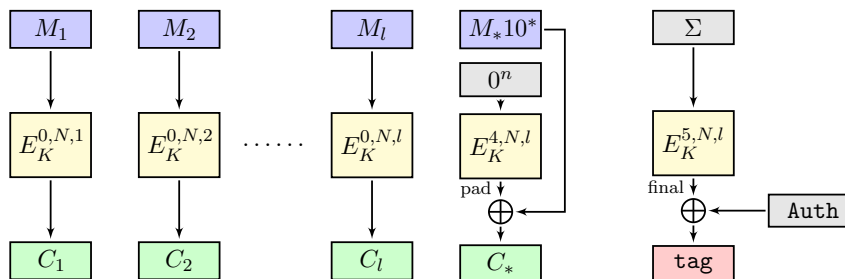


Figure 2.3: Message processing: in the case where the message-length is a not multiple of the block size. Note that the checksum Σ is computed with a 10^* padding for block M^* .

Algorithm 1: The encryption algorithm $\mathcal{E}_K^{\neq}(N, A, M)$.

The value N is encoded on $\log_2(\max_m)$ bits, while the integer values i , l and l_a are encoded on $\log_2(\max_l)$ bits.

```
/* Associated data */
A1||...||Ala||A* ← A where each |Ai| = n and |A*| < n
Auth ← 0n
for i = 1 to la do
  | Auth ← Auth ⊕ EK(010||N||i, Ai)
end
if A* ≠ ε then
  | Auth ← Auth ⊕ EK(110||N||la, pad10*(A*))
end

/* Message */
M1||...||Ml||M* ← M where each |Mi| = n and |M*| < n
Checksum ← 0n
for i = 1 to l do
  | Checksum ← Checksum ⊕ Mi
  | Ci ← EK(000||N||i, Mi)
end
if M* = ε then
  | Final ← EK(001||N||l, Checksum)
  | C* ← ε
else
  | Checksum ← Checksum ⊕ pad10*(M*)
  | Pad ← EK(100||N||l, 0n)
  | C* ← M* ⊕ trunc|M*|(Pad)
  | Final ← EK(101||N||l, Checksum)
end

/* Tag generation */
tag ← truncτ(Final ⊕ Auth)

return (C1||...||Cl||C*, tag)
```

Algorithm 2: The verification/decryption algorithm $\mathcal{D}_K^\neq(N, A, C, \text{tag})$.
The value N is encoded on $\log_2(\text{max}_m)$ bits, while the integer values i , l and l_a are encoded on $\log_2(\text{max}_l)$ bits.

```

/* Associated data */
A1 || ... || Ala || A* ← A where each |Ai| = n and |A*| < n
Auth ← 0n
for i = 1 to la do
  | Auth ← Auth ⊕ EK(010 || N || i, Ai)
end
if A* ≠ ε then
  | Auth ← Auth ⊕ EK(110 || N || la, pad10*(A*))
end

/* Ciphertext */
C1 || ... || Cl || C* ← C where each |Ci| = n and |C*| < n
Checksum ← 0n
for i = 1 to l do
  | Mi ← DK(000 || N || i, Ci)
  | Checksum ← Checksum ⊕ Mi
end
if C* = ε then
  | Final ← EK(001 || N || l, Checksum)
  | M* ← ε
else
  | Pad ← EK(100 || N || l, 0n)
  | M* ← C* ⊕ trunc|C*|(Pad)
  | Checksum ← Checksum ⊕ pad10*(M*)
  | Final ← EK(101 || N || l, Checksum)
end

/* Tag verification */
tag' ← truncτ(Final ⊕ Auth)
if tag' = tag then
  | return (M1 || ... || Ml || M*)
else
  | return ⊥
end

```

2.3.2 Nonce-Misuse Resistant Mode: $\mathcal{E}^=$ and $\mathcal{D}^=$

The encryption algorithm $\mathcal{E}^=$ is depicted in Figures 2.4, 2.5 and 2.6 and an algorithmic description is given in Algorithm 3. The verification/decryption algorithmic description of $\mathcal{D}^=$ is given in Algorithm 4. We note that our scheme is a direct adaptation from the COPA [1] construction. If the message is not a multiple of n bits, it goes through a 10^* padding and the ciphertext size might be bigger than the message size. We kept this variant in order to ease the description of our scheme. However, a solution which overcomes this issue is provided in the COPA article [1], where tag splitting is used for messages with $|M| < n$ and XLS [33] for messages with $|M| > n$.

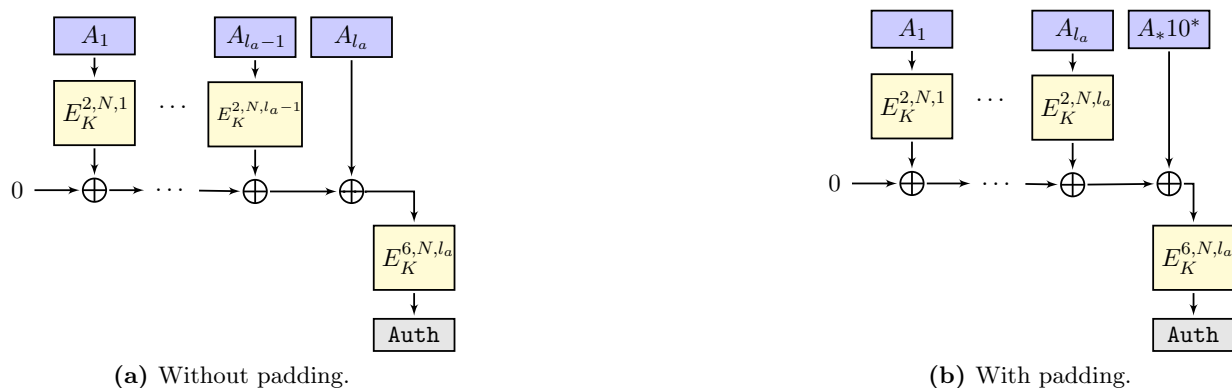


Figure 2.4: Handling of the associated data for the nonce-respecting mode.

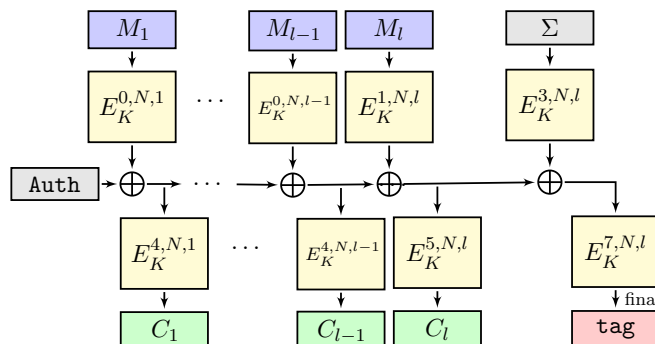


Figure 2.5: Message processing: in the case where the message-length is a multiple of the block size: no padding needed.

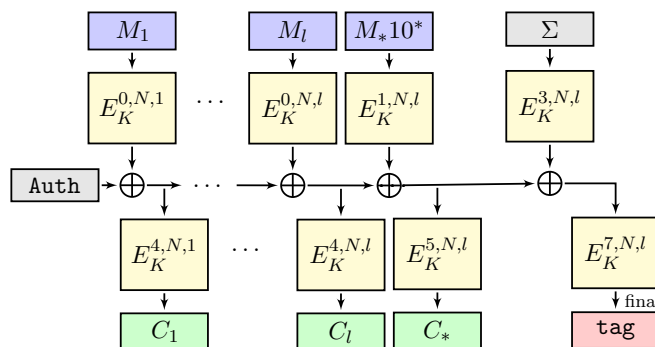


Figure 2.6: Message processing: in the case where the message-length is a not multiple of the block size. Note that the checksum Σ is computed with a 10^* padding for block M^* .

Algorithm 3: The encryption algorithm $\mathcal{E}_K^{\bar{}}(N, A, M)$.

The value N is encoded on $\log_2(max_m)$ bits, while the integer values i , l and l_a are encoded on $\log_2(max_l)$ bits.

```
/* Associated data */
A1 || ... || Ala || A* ← A where each |Ai| = n and |A*| < n
Auth ← 0n
for i = 1 to la - 1 do
  | Auth ← Auth ⊕ EK(010 || N || i, Ai)
end
if A* ≠ ε then
  | Auth ← Auth ⊕ EK(010 || N || la, Ala)
  | Auth ← Auth ⊕ pad10*(A*)
else
  | Auth ← Auth ⊕ Ala
end
Auth ← EK(110 || N || la, Auth)

/* Message */
M1 || ... || Ml || M* ← M where each |Mi| = n and |M*| < n
Checksum ← 0n
for i = 1 to l - 1 do
  | Checksum ← Checksum ⊕ Mi
  | Auth ← Auth ⊕ EK(000 || N || i, Mi)
  | Ci ← EK(100 || N || i, Auth)
end
if M* ≠ ε then
  | Checksum ← Checksum ⊕ Ml
  | Auth ← Auth ⊕ EK(000 || N || l, Ml)
  | Cl ← EK(100 || N || l, Auth)
  | M* ← pad10*(M*)
  | Checksum ← Checksum ⊕ M*
  | Auth ← Auth ⊕ EK(001 || N || l, M*)
  | C* ← EK(101 || N || l, Auth)
else
  | Checksum ← Checksum ⊕ Ml
  | Auth ← Auth ⊕ EK(001 || N || l, Ml)
  | Cl ← EK(101 || N || l, Auth)
  | C* ← ε
end

/* Tag generation */
Auth ← Auth ⊕ EK(011 || N || l, Checksum)
Final ← EK(111 || N || l, Auth)
tag ← truncτ(Final)

return (C1 || ... || Cl || C*, tag)
```

Algorithm 4: The verification/decryption algorithm $\mathcal{D}_K^{\bar{}}(N, A, C, \text{tag})$.
The value N is encoded on $\log_2(\max_m)$ bits, while the integer values i , l and l_a are encoded on $\log_2(\max_l)$ bits.

```

/* Associated data */
 $A_1 || \dots || A_{l_a} || A_*$   $\leftarrow A$  where each  $|A_i| = n$  and  $|A_*| < n$ 
Auth  $\leftarrow 0^n$ 
for  $i = 1$  to  $l_a - 1$  do
  | Auth  $\leftarrow$  Auth  $\oplus E_K(010 || N || i, A_i)$ 
end
if  $A_* \neq \epsilon$  then
  | Auth  $\leftarrow$  Auth  $\oplus E_K(010 || N || l_a, A_{l_a})$ 
  | Auth  $\leftarrow$  Auth  $\oplus \text{pad}10^*(A_*)$ 
else
  | Auth  $\leftarrow$  Auth  $\oplus A_{l_a}$ 
end
Auth  $\leftarrow E_K(110 || N || l_a, \text{Auth})$ 

/* Ciphertext */
 $C_1 || \dots || C_l$   $\leftarrow C$  where each  $|C_i| = n$ 
Checksum  $\leftarrow 0^n$ 
for  $i = 1$  to  $l - 1$  do
  |  $X_i \leftarrow D_K(100 || N || i, C_i)$ 
  |  $M_i \leftarrow D_K(000 || N || i, \text{Auth} \oplus X_i)$ 
  | Checksum  $\leftarrow$  Checksum  $\oplus M_i$ 
  | Auth  $\leftarrow X_i$ 
end
 $X_l \leftarrow D_K(101 || N || l, C_l)$ 
 $M_l \leftarrow D_K(001 || N || l, \text{Auth} \oplus X_l)$ 
Checksum  $\leftarrow$  Checksum  $\oplus M_l$ 
Auth  $\leftarrow X_l$ 
 $M_l \leftarrow \text{unpad}10^*(M_l)$ 

/* Tag verification */
Auth  $\leftarrow$  Auth  $\oplus E_K(011 || N || l, \text{Checksum})$ 
Final  $\leftarrow E_K(111 || N || l, \text{Auth})$ 
tag'  $\leftarrow \text{trunc}_r(\text{Final})$ 
if tag' = tag then
  | return ( $M_1 || \dots || M_l$ )
else
  | return  $\perp$ 
end

```

2.4 The Tweakable Block Cipher Joltik-BC

Joltik-BC is an ad-hoc tweakable block cipher so that besides the two standard inputs, a plaintext P (or a ciphertext C) and a key K , it takes an additional input called a tweak T . The cipher $E_K(T, P)$ has 64-bit state and variable size key and tweak. The encryption and decryption are defined in a standard way for tweakable ciphers, i.e. $E_K(T, P) = C$ and $E_K^{-1}(T, C) = P$. We define two ciphers, Joltik-BC-128 for which the cumulative size of the key and the tweak is 128 bits, and Joltik-BC-192 for which the cumulative size of the key and the tweak is 192 bits.

Joltik-BC is an AES-like design, i.e. it is an iterative substitution-permutation network that transforms the initial plaintext through series of round functions (that depend on the key and the tweak) to a ciphertext. As most AES-like designs, the state of Joltik-BC is seen as 4×4 matrix of nibbles, where each nibble is a 4-bit word (we denote the nibble size with c , thus $c = 4$). We denote the base field by \mathbb{K} as $GF(16)$ defined by the irreducible polynomial $x^4 + x + 1$ (sometimes noted in hexadecimal display `0x13`). The number r of rounds is 24 for Joltik-BC-128 and 32 for Joltik-BC-192. One round, similarly to a round in AES, has the following four transformations applied to the internal state in the order specified below:

- AddRoundTweakey – XOR the 64-bit round subtweakey (defined further) to the internal state,
- SubNibbles – Apply the 4-bit S-Box \mathcal{S} defined below to the 16 nibbles of the internal state,
- ShiftRows – Rotate the 4-nibble i -th row left by $\rho[i]$ positions, where $\rho = (0, 1, 2, 3)$.
- MixNibbles – Multiply the internal state by the 4×4 constant MDS matrix \mathbf{M} defined below.

After the last round, a final AddRoundTweakey operation is performed to produce the ciphertext.

The 4-bit S-Box \mathcal{S} we use in Joltik-BC is the one selected for the Piccolo block cipher [35], and is exhaustively defined by:

$$\begin{pmatrix} 0 & 1 & 2 & 3 & 4 & 5 & 6 & 7 & 8 & 9 & 10 & 11 & 12 & 13 & 14 & 15 \\ 14 & 4 & 11 & 2 & 3 & 8 & 0 & 9 & 1 & 10 & 7 & 15 & 6 & 12 & 5 & 13 \end{pmatrix},$$

The MDS matrix $\mathbf{M} \in \mathbb{K}$ we use in Joltik-BC is non-circulant, MDS and involutory:

$$\mathbf{M} = \begin{pmatrix} 1 & 4 & 9 & 13 \\ 4 & 1 & 13 & 9 \\ 9 & 13 & 1 & 4 \\ 13 & 9 & 4 & 1 \end{pmatrix} = \mathbf{M}^{-1}.$$

We refer to [21] for more details on this class of matrices.

The round function f^{-1} for a decryption round, naturally, is similar as for the encryption, and the inverse of the four round permutations are applied in a reversed order. We also note that the subtweakeys are used in reverse order. Namely, we perform r times the following operations:

- InvAddRoundTweakey – XOR the 64-bit round subtweakey to the internal state,
- invMixNibbles – Multiply the internal state by a 4×4 MDS matrix $\mathbf{M}^{-1} \in \mathbb{K}$ previously defined (we recall that $\mathbf{M} = \mathbf{M}^{-1}$ as \mathbf{M} is an involution),
- InvShiftRows – Rotate the 4-nibble i -th row *right* by $\rho[i]$ positions, where $\rho = (0, 1, 2, 3)$,
- InvSubNibbles – Apply the inverse 4-bit S-Box S^{-1} to the 16 nibbles of the internal state (see Appendix A.1 for actual values).

Finally, a final InvAddRoundTweakey operation is performed to produce the plaintext value.

Definition of the subtweakeys. The description of the cipher above has so far followed the classical construction of an AES-like block cipher. The operation `AddRoundTweakey`, and in particular the production of the subtweakeys, is where `Joltik-BC` differs from the other ciphers.

Let us denote with STK_i the subtweakey (a 64-bit word) that is added to the state at round i of the cipher with the `AddRoundTweakey` operation. For `Joltik-BC-128`, subtweakey is defined as:

$$STK_i = TK_i^1 \oplus TK_i^2 \oplus RC_i,$$

whereas for `Joltik-BC-192` is defined as:

$$STK_i = TK_i^1 \oplus TK_i^2 \oplus TK_i^3 \oplus RC_i.$$

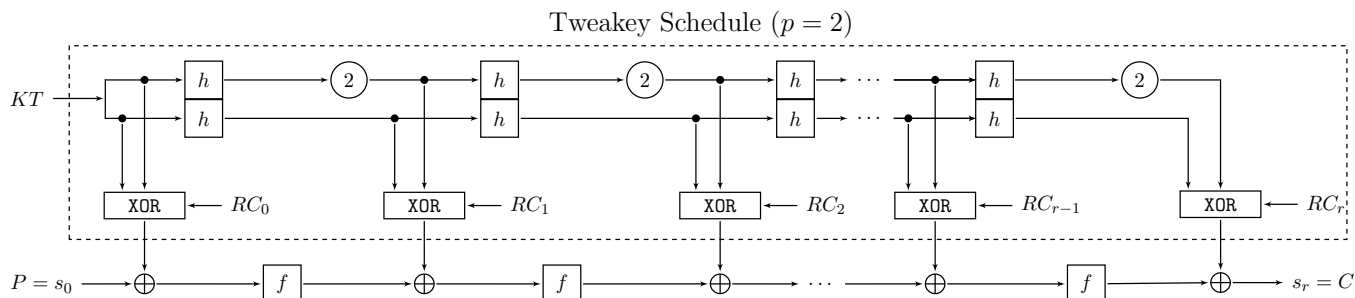


Figure 2.7: Instantiation of the TWEAKEY framework for `Joltik-BC-128`.

The 64-bit words TK_i^1, TK_i^2, TK_i^3 are outputs produced by a special key schedule algorithm. A single instance of this algorithm, denoted as $KS(W, \alpha)$, takes as inputs a 64-bit word W and a nibble α and (as any other key schedule) produces subkeys TK_0, TK_1, \dots . The subkeys are produced sequentially, one from another (where $TK_0 = W$), by applying two permutations: a nibble permutation h , and a finite field multiplication g :

$$TK_{i+1} = g(h(TK_i)).$$

The nibble permutation h is defined as:

$$\begin{pmatrix} 0 & 1 & 2 & 3 & 4 & 5 & 6 & 7 & 8 & 9 & 10 & 11 & 12 & 13 & 14 & 15 \\ 1 & 6 & 11 & 12 & 5 & 10 & 15 & 0 & 9 & 14 & 3 & 4 & 13 & 2 & 7 & 8 \end{pmatrix},$$

where we number the 16 nibbles of the internal state by the usual ordering:

$$\begin{pmatrix} 0 & 4 & 8 & 12 \\ 1 & 5 & 9 & 13 \\ 2 & 6 & 10 & 14 \\ 3 & 7 & 11 & 15 \end{pmatrix}.$$

Furthermore, g is finite field multiplication of each nibble by α (recall that α is input to the key schedule algorithm).

Let us define the inputs W and α . Denote the concatenation of the key K and the tweak T as KT , i.e. $KT = K||T$. Then, in `Joltik-BC-128`, the size of KT is 128 bits. The first (most significant) 64 bits of KT is W_1 , while the second W_2 . Then, TK_i^1 are the output words of the key scheduling algorithm $KS(W_1, 1)$, and TK_i^2 are the output words of the key scheduling algorithm $KS(W_2, 2)$. For `Joltik-BC-192`, the size of KT is 192 bits, there are three words W_1, W_2, W_3 , and TK_i^1 are outputs of $KS(W_1, 1)$, TK_i^2 are the outputs of $KS(W_2, 2)$, and TK_i^3 are outputs of $KS(W_3, 4)$. We note that the second variable to the KS functions are different on purpose, such the more frequently updated parameter in the implementation does not suffer for a multiplication. This parameter is the tweak input and has an α coefficient equals to 1 at most as possible.

Finally, RC_i are the key schedule round constants (similar to the constants used in LED cipher [17]), and are defined as:

$$RC_i = \begin{pmatrix} 0 & (rc_5||rc_4||rc_3) & 0 & 0 \\ 1 & (rc_2||rc_1||rc_0) & 0 & 0 \\ 2 & (rc_5||rc_4||rc_3) & 0 & 0 \\ 3 & (rc_2||rc_1||rc_0) & 0 & 0 \end{pmatrix}.$$

The values of $(rc_5, rc_4, rc_3, rc_2, rc_1, rc_0)$ are given in Appendix [A.2](#).

Chapter 3

Security Claims

We provide our security claims for the different variants of `Joltik` in Table 3.1. We recall that the variants are defined in part by the bit size k of key and the bit size t of the tweak in Section 2.2. We give the security goals expressed in terms of these parameters as they are the same for all the variants within the same mode.

One can see that we do claim full k -bit security for `Joltik`[≠] for a nonce-respecting user, in contrary to other modes like `AES-GCM` [28] or `OCB3` [24], which only ensure birthday-bound security. Even though we only claim birthday-bound security concerning `Joltik`⁼ in the nonce-respecting user model, we conjecture that full security can be reached.

Goal (nonce-respecting user)	Security (bits)	
	<code>Joltik</code> [≠]	<code>Joltik</code> ⁼
Confidentiality for the plaintext	k	$n/2$
Integrity for the plaintext	n	$n/2$
Integrity for the associated data	n	$n/2$
Integrity for the public message number	n	$n/2$

Goal (nonce-misuse user)	Security (bits)	
	<code>Joltik</code> [≠]	<code>Joltik</code> ⁼
Confidentiality for the plaintext	none	$n/2$
Integrity for the plaintext	none	$n/2$
Integrity for the associated data	none	$n/2$
Integrity for the public message number	none	$n/2$

Table 3.1: Security goals of `Joltik`. The upper table stands for the situation where the user will never repeat the same value N for the same key (nonce-respecting user). The lower table stands for the situation where such repetitions in N for the same key are allowed (non-misuse user).

In the table we assume the public message number is a nonce and there is no secret message number. We also assume that the total size of the associated data and the message does not exceed $8 \cdot 2^{max_l}$ bytes, thus 2^{24} bytes for `Joltik`[≠]-80-48, 2^{32} bytes for `Joltik`[≠]-128-64, `Joltik`[≠]-128-64, `Joltik`⁼-64-64, `Joltik`⁼-128-64, and 2^{48} bytes for `Joltik`[≠]-96-96 and `Joltik`⁼-96-96. Moreover, the maximum number of messages that can be handled for a same key is 2^{max_m} , that is 2^{24} for `Joltik`[≠]-80-48, 2^{32} for `Joltik`[≠]-128-64, `Joltik`[≠]-128-64, `Joltik`⁼-64-64, `Joltik`⁼-128-64, and 2^{48} for `Joltik`[≠]-96-96 and `Joltik`⁼-96-96.

Chapter 4

Security Analysis

Our design can be seen as an instantiation of secure authenticated encryption modes based on a tweakable block cipher. However, the security goal of this cipher, unlike most of the tweakable block ciphers that only ensure birthday bound security when plugged in the mode, is much higher – indeed we claim full 64-bit security against all possible attacks in the secret key model. Our claims are based on the AES wide-trail strategy which trivially provides resistance against the classical differential and linear cryptanalysis in the single key model and on the fact that we can search for all related-key/tweak differential trails in the related-key model. We study as well the additional threats introduced by the key/tweak schedule against the Meet-in-the-Middle (MITM) attacks.

The TWEAKEY framework [20] allows a dual view of the whole tweakable block cipher constructions. The first is as described previously, i.e. in each round a subkey and a subtweak are added to the state. In the second view, however, one can treat the XOR of the subkey and the subtweak as one single subkey called *subtweakey*, which is produced from a more complex key schedule (composition of the original key schedule and tweak schedule). This way the security analysis of TWEAKEY reduces to the security analysis of a block cipher with more complex key schedule, and where one part of the key is secret, and the second is public.

4.1 Differential Attacks

Designing a cipher resistant against single-key differential attacks is fairly simple and can be done by carefully choosing the diffusion layer (assure that the branch number is high enough). For resistance against related-key differential attacks, we still do not have such a simple strategy. We do have, however, search algorithms and tools [5, 6, 14, 15, 29, 36] that given a key schedule can return the upper bound on probability of the best related-key differential trails, and in the case when such a bound is low, practically provide and prove the resistance against related-key differential attacks. We use precisely these algorithms in our security analysis against related-key attacks.

These tools have been designed to look for related-key trails, however, we allow the adversary to operate in a stronger setting of related-key and possibly related-tweak (or both at the same time) attacks. Nonetheless, we can accommodate and modify the tools to search for such trails. Although the modification can be done easily, the feasibility (expressed in the time complexity required the search algorithm to finish) is the real problem. To cope with this, we use several different tools – each chosen to provide the probability bounds in the shortest time. More precisely, we alternate between the search algorithm based on Matsui’s approach [5], split approach [6], and extended split approach [14]. We omit the details on how these search algorithms operate due to their complexity, and further, give only the final results (refer to Tables 4.1 and 4.2) produced by the tools.

We have to run two completely different searches due to the accumulative size of the subkeys and the subtweaks added in each round of the cipher (this size is 128 bits for Joltik-BC-128 and 192 bits for Joltik-BC-192). The best differential trails for these two variants are different as in the case of the later, the trails are on more rounds (obviously this comes from the fact that the subkeys and subtweaks nibbles can be canceled more times than in the case of Joltik-BC-128).

rounds	active S-Boxes	upper bound on probability	method used
1	0	2^0	trivial
2	0	2^0	trivial
3	1	2^{-2}	Matsui's
4	5	2^{-8}	Matsui's
5	9	2^{-18}	Matsui's
6	12	2^{-24}	Matsui's
8	≥ 17	2^{-34}	extended split (4R+4R)
10	≥ 22	2^{-44}	extended split (5R+5R)
16	≥ 34	2^{-68}	split (8R+8R)

Table 4.1: Joltik-BC-128: Upper bounds on probability of the best round-reduced related-key related-tweak differential trails.

rounds	active S-Boxes	upper bound on probability	method used
1	0	2^0	trivial
2	0	2^0	trivial
3	0	2^0	trivial
4	1	2^{-2}	Matsui's
5	4	2^{-8}	Matsui's
6	8	2^{-12}	Matsui's
12	≥ 22	2^{-44}	extended split (6R+6R)
24	≥ 44	2^{-88}	split (12R+12R)

Table 4.2: Joltik-BC-192: Upper bounds on probability of the best round-reduced related-key related-tweak differential trails.

The final results of the searches are as follows. For the tweakable block cipher Joltik-BC-128, all related-key related-tweak differential trails on 16 or more rounds have upper bound on probability of 2^{-68} . On the other hand, for the tweakable block cipher Joltik-BC-192, all related-key related-tweak differential trails on 24 or more rounds have upper bound on probability of 2^{-88} . Both of the bounds are below 2^{-64} (recall that the block size is 64 bits). Note that these are only bounds and we do not have actual trails that match these bounds, hence the actual probabilities might be much lower. This, as well as the fact that each cipher has 8 additional rounds compared to the bound (in case of Joltik-BC-128 we have 24 rounds, for Joltik-BC-192 we have 32 rounds), gives the ciphers a large security margin against all related-key/tweak attacks.

4.2 Meet-in-the-Middle Attacks

Additionally, we scrutinize the resistance of our design in regard to the recent advanced meet-in-the-middle attack on AES conducted in [5, 6, 14, 15, 29, 36]. Indeed, this attack strongly relies on the AES key schedule to propagate linear equations in the meet-in-the-middle strategy to spare some guesses in both the offline and online phases. As the design we propose introduces a new way to

handle the key material, it is of interest to see how it interacts with the **AES** round function.

For a given tweak value, **Joltik-BC** behaves as the **AES** with a new schedule with partially known values (subtweaks) XORed between each round, without additional input values. This key schedule is fully linear as it first applies implements a byte permutation and the multiplies each of the 16 bytes of the state by 2 in $GF(256)$. In that context, a first analysis shows that the advanced meet-in-the-middle technique from [11] can attack up to 8 rounds, where the **AES** key schedule for 128-bit keys stops the attack at 7 rounds. Interestingly, the **SQUARE** key schedule, which is also fully linear, is immune (to date) to a meet-in-the-middle attack on its full 8 rounds.

4.3 Security of Other Attacks of **Joltik-BC**

The slide attack is a block cipher cryptanalysis technique [7] that exploits the degree of self-similarity of a permutation. In **Joltik-BC**, we have chosen distinct round-dependent constants, which makes the slide attack impossible to perform.

The integral cryptanalysis [9] of **AES**-based designs can be very efficient, but only works for a small number of rounds. In **Joltik-BC**, we have picked a large number of rounds (24 or 32 depending on the version) so that we cannot conduct this attack on the full version of the cipher.

Rotational cryptanalysis [22] is another class of attacks, which compares the evolution of a rotated variant of an input words through the encryption process. While this attack has been successfully applied to **ARX** designs, but cannot be applied to date to byte-oriented ciphers like **AES**-based ciphers, including **Joltik-BC**. Moreover, this type of attack, as well as internal differential attack [31], are stopped by the use of constants in the key schedule.

The impossible differential attack on **AES** [25,26] does not exploit the key schedule, so the same technique could be applied on **Joltik-BC**, and achieve the same number of rounds. Again, the security margin of **Joltik-BC** due to the number of rounds is large enough to resist to an attack on the full primitive.

A possible increment in the number of attacked rounds might happen in the scenario of open-key distinguishers (even though we have not been able to improve the known attacks [10,16,19] using this extra tweak input). However, we emphasize that we do not claim any resistance of **Joltik-BC** in this attack model.

Chapter 5

Features

The main idea heavily exploited in the design of `Joltik` is the introduction of a lightweight tweakable block cipher `Joltik-BC`, belonging to the family of the well-known AES-like primitives. The tweakable block cipher is a secure instantiation of a more general framework (`TWEAKKEY` [20]) and does not rely on big field multiplications as previous tweakable ciphers proposals. Structurally, `Joltik-BC` can be seen as a standalone primitive, whereas previous attempts at building tweakable block ciphers use a given block cipher as a black box and use it in a particular mode.

This design especially targets constrained environments as the hardware footprint is very small, and the authentication encryption scheme built on top of it comes with a very low overhead. Indeed, while we use `OCB3` [24] mode which ensures only birthday-bound security with a classical block cipher, `Joltik` brings full security at a very low extra cost. We detail more precisely below the main features on `Joltik`.

- `Joltik` is very lightweight. We crafted very small 64-bit tweakable block ciphers to obtain a lightweight overall authenticated encryption design. Moreover, when `OCB` or `COPA` modes are instantiated with a tweakable block ciphers, the area required is maintained at a low level since no computation in big fields are required anymore in order to build the tweakable block cipher from a classical block cipher. For example, we estimate that `Joltik≠-64-64` and `Joltik≠-80-48` can be implemented in hardware with around 2100 GE, while `Joltik≠-96-96` and `Joltik≠-128-64` would need around 2600 GE.
- `Joltik` offers full security with only one call to the block cipher per message block on average. In comparison, the two main modes for authenticated encryption to date, namely `OCB3` and `AES-GCM` [28], ensure security up to the birthday bound, so that very few situations in the area of lightweight cryptography would allow to have such a low security with a 64-bit block cipher. Some previous attempts to build full-security, dedicated AES-based authenticated encryption schemes have appeared in the past (see `ALE` [8] or `FIDES` [4]), however both have been broken, in [23] and [13] respectively.
- `Joltik` behaves very good for small messages. This is due again to the fact that we use a tweakable block cipher: it allows to avoid any precomputation (like in `OCB` or `AES-GCM`). The first 64-bit message block is handled directly, and taking in account the tag generation one needs $m + 1$ internal cipher calls to process messages of m block of n bits each. This is particularly important in many lightweight applications where message sent are usually composed of a few dozens of bytes (this is common disadvantage of sponge-based or stream cipher based lightweight designs).
- `Joltik` has a good security margin for all the recommended parameters. We measure the security margin in terms of number of rounds: the smallest variant of `Joltik` counts 24 rounds, while the best known attacks on AES-based design can reach around 7 to 14 rounds, depending of the adversarial model. The largest version of `Joltik` subjects to the same attack offers an even bigger security margin with 32 rounds. Interestingly, `Joltik-BC` is very similar

to LED, but we have shown that a good key schedule can significantly reduce the number of rounds required for a secure AES-like cipher: `Joltik-BC` with 128-bit key/tweak space has only 24 rounds, whereas LED with 128-bit key has 48, and a few attacks (see [12,30]) reach up to 32-rounds of the cipher.

- The security arguments of `Joltik` are directly inherited from the two modes used in our design. Indeed, for nonce-respecting users, `Joltik` benefits from the proofs of OCB3 mode, while for nonce-repeating users, we designed a mode generalizing COPA [1] to tweakable block ciphers.
- `Joltik` also benefits from the vast research literature on the cryptanalysis of the AES. In effect, being an AES-based primitive, the tweakable block ciphers `Joltik-BC` is subject to the same class of attacks than AES, which consists of an active research line since 15 years.
- `Joltik` is simple for both the construction of the internal tweakable block cipher and for the authentication mode. It uses well-studied building blocks and is arguably easy to analyze. The implementation of `Joltik` is also easy, and can reuse the design strategies, implementations and optimizations available for the AES and lightweight AES-like ciphers [3].
- `Joltik-BC` is a cipher intended for lightweight, but we can approximate the speed in software. Based on the result from [3] of implementing lightweight block ciphers in software (in particular on the speed of LED), we can give a rough estimate of the speed of `Joltik-BC`. As the number of rounds in `Joltik-BC` does not exceed the number of rounds in LED-64, and `Joltik-BC` has a bit more complex key schedule, we expect that our tweakable block cipher will run in around 15 cycles per byte on the latest Intel processors.
- `Joltik` can resist to side-channel attacks with the same techniques as AES. Literature in this area available for the AES can be very easily adapted to the case of any AES-based designs, including `Joltik`.
- `Joltik-BC` has smooth parameters handling. We define some recommended parameter sets in this document, but any user can pick its own variant of `Joltik-BC` by adapting the key and tweak sizes at his/her convenience. This flexibility comes from the unified vision of the key and tweak material brought by the TWEAKEY framework. It means that one implementation of the cipher is sufficient to support all versions with different key and tweak sizes (with the same accumulative size). This feature extends to the whole `Joltik` design.

Chapter 6

Design Rationale

The starting point of our design is to provide the first ad-hoc lightweight tweakable block cipher that has a full security. Having such a primitive is beneficial for many authenticated encryption modes that are secure beyond the birthday bound, but lose this feature when instantiated with the current constructions that use a cipher as a black box and surround it with addition of words produced by a finite field multiplications (beyond birthday security authenticated encryption mode that use a block cipher remain quite slow). Therefore, designing a secure tweakable block cipher would enable us to reach full 64-bit security for both confidentiality and authenticity. This direction of research was not explored yet as it was believed that ad-hoc tweaking of AES-like ciphers is not an easy task from points of view of both security and efficiency (adding some extra freedom to the attacker seems to enable more powerful attacks and thus implies many more rounds). As our design is lightweight, we are also careful in choosing the internal permutations of the cipher and the mode that provides the authenticated encryption.

The designer/designers have not hidden any weaknesses in this cipher.

6.1 Details for the STK construction

Designing a secure round function for block ciphers has become a fairly easy task – an S-Box layer and a diffusion layer based on MDS code immediately provide good security margins against differential and linear attacks even when the number of rounds in the cipher is small. The problem when designing ciphers, however, lies in how to choose the key schedule – for the cipher to be secure the number of rounds has often to be very large. The complexity of this task increases manifold if the key size is larger and if the key schedule is supposed to be simple (no non-linear operations, and as few as possible linear operations).

We provide a solution to tackle the above two main points in the form of the STK construction. This construction gives a simple key schedule for arbitrary length keys and with an additional checks on related-key attacks, ensures that the cipher is secure. The number of total rounds in the cipher is kept fairly small because of a special trick we use in the key schedule. We split the master key on equal key sizes, each with its own (but similar to the other) simple schedule that produces subkeys that are added simultaneously to the state. Due to the similarity of the schedule, and the use of finite field multiplications, in a related-key attack the differences in the nibbles of the subkeys cannot cancel each other too many times (in subkeys of different rounds), and thus security against these type of attacks can be proven when then number of rounds is not necessarily very high.

We denote with TK- p the cipher where the master key is p times larger than the state (and thus is divided into p keys). In our proposals, we work only with TK-2, and TK-3, but the same strategy applies when $p > 3$. Let us choose an arbitrary position of a nibble at the beginning of each of the p key schedules. For instance, we fix the position (1, 1) and we investigate how the p nibbles at this position at the beginning of the p key schedules, change during the production of the subtwekeys. What is interesting is that as all key schedules apply the same permutations, the initial p nibbles will always be XORed at the same position in the subtwekeys (taking into account the definition

of the permutation h we can see that the positions through the rounds change as: (1,1) in the first, (2,1) in the second, (3,2) in the third, (4,4) in the fourth, etc). From the initial p -tuple of nibble values $\mathbf{x} = [x_1^0, \dots, x_p^0]$, the STK key schedule (which can be seen as p similar key schedules that differ only in the constants $\alpha_i, i = 1, \dots, p$) produces r tuples $[x_1^1, \dots, x_p^1], \dots, [x_1^r, \dots, x_p^r]$, such that $x_{j+1}^k = \alpha_i \cdot x_j^k$. All of them are integrated to the internal state by considering the $r + 1$ XOR values $\bigoplus_{i=1}^p x_i^k$, for $0 \leq k \leq r$. Those values incorporated to the internal state can be rewritten by using the following $p \times (r + 1)$ Vandermonde matrix

$$\mathbf{V} = \left(\alpha_i^j \right)_{i,j} = \begin{pmatrix} \alpha_1^0 & \alpha_1^1 & \dots & \alpha_1^r \\ \alpha_2^0 & \alpha_2^1 & \dots & \alpha_2^r \\ \vdots & \vdots & \ddots & \vdots \\ \alpha_p^0 & \alpha_p^1 & \dots & \alpha_p^r \end{pmatrix},$$

by a right-matrix multiplication: $\mathbf{y} = \mathbf{x} \times \mathbf{V}$, for $\mathbf{x} = [x_1^0, \dots, x_p^0]$. To minimize the number of non-zero elements in \mathbf{y} for $\mathbf{x} \neq 0$, we need to ensure that all the rows in \mathbf{V} are linearly independent. This is true as long as the α_i coefficients, $1 \leq i \leq p$ are pairwise distinct.

As a result, cancellation of values (and differences in general as the key schedule is linear) in the chosen nibble of TK- p cannot occur more than $p - 1$ times. For TK-2 this means that the accumulative difference coming from the subkeys can be canceled only once by XOR of the subkeys (but the remaining will have this difference). For TK-3, this can happen twice.

The above strategy of designing the key schedule is only the first step that ensures the schedule is not trivially insecure against related-key attacks (and that does not require a huge number of rounds to make the cipher secure). The steps that follow are the choice of the permutation and the choice of the constants α 's. The choice of permutation was done after trying several of them – we settled down on the one that provides security against related-key attacks in the least number of rounds (we inspected the security with the tools specified in Section 4). The constants were chosen to make the construction lightweight implementation-friendly.

6.2 From Block Cipher to Tweakable Block Cipher

The STK construction (with specified permutation and α 's) provides only a secure block cipher with an arbitrary length key. However, turning this block cipher into a tweakable block cipher is trivial – some bits of the master key are announced as tweak, while the remaining bits are kept as secret key bits. As the key and the tweak are treated in the same way in our designs, we give them the general name *tweakey*. From TK-2 block cipher that in our case has 128-bit key and 64-bit block, we were able to obtain a tweakable block cipher Joltik-BC-128 that can be used with 64-bit key and 64-bit tweak, or with 80-bit key and 48-bit tweak. A similar transition was made from the TK-3 block cipher Joltik-BC-192 to 128-bit key and 64-bit tweak, or with 96-bit key and 96-bit tweak.

During this transition, it is important to note that the security of the cipher against related-key (and now related-tweak) attacks does not drop, even though parts of the original master key become available to the attacker. The reason for this is twofold: 1) the key schedule is linear, it never has any active S-boxes, and 2) the XOR of all subkeys/subtweaks in each round to the state is secret (as long as one of them is secret), and also the state is secret (thus the attacker cannot reduce the number of active S-boxes by controlling the tweak).

6.3 On the Round Function

The round function in our (tweakable) block cipher design is similar to the round function of LED. We have, however, introduced a small modification to the components of LED to assure maximal friendliness to lightweight implementations. With this respect, we have changed the S-Box and

the matrix in the diffusion layer. For the substitution layer, we have selected the same S-Box as in the `Piccolo` block cipher, which offers a very compact implementation in hardware. This S-Box has been selected in all the 4-bit S-Boxes as it is optimal for both linear and differential cryptanalysis. We note that it has no fixed point, and has an overall algebraic degree of 3. For the diffusion layer, we have also chosen a compact implementation on 4×4 MDS involutory matrix, which can therefore be used as is for both encryption and decryption.

Chapter 7

Hardware Performances

Due to time constraints, we do not provide hardware implementations of `Joltik`. However, we explain in this chapter why we believe `Joltik` is a very lightweight candidate and the logic behind our ASIC implementation estimation.

Since `Joltik-BC` is also a 64-bit lightweight AES-like cipher, our starting point is the best ASIC lightweight implementation [17] of `LED-128`, that only requires 1265 GE (from which 77% comes from the memory to store the key and the internal state). The main differences of `Joltik-BC` compared to `LED-128` is that the Sbox in `Joltik-BC` is a bit more compact than in `LED`, but on the other hand the diffusion matrix can not be computed serially as it is the case for `LED`. This later point should imply 3 nibbles (12 bits) of extra memory for the computation, which we estimate to $12 \times 6 = 72$ GE (counting 6 GE for a two-bit input flip-flop). The coefficients used in the `Joltik-BC` matrix are very lightweight (all coefficients in a row can be implemented with only 6 XORs [21] thanks to the careful choice of the coefficients and the finite field), so this should not have much impact compared to `LED`. Both `LED-128` and `Joltik-BC-128` have the same tweak size, and both use a very light tweak schedule. The permutation for the tweak in `Joltik-BC-128` can be implemented with bit wiring so this should have no impact on the area figures. The main difference would be that 128 bits are XORed from the tweak state to the internal state each round, while in the case of `LED` it is only 64 bits. Therefore, we have to add an extra $64 \times (2.67) = 171$ GE by counting 2.67 GE per XOR (which might sometimes be optimized to 2.33 GE). We omit the multiplication by 2 in $GF(2^4)/0x13$ since it can be implemented with only shifts and a single XOR. Overall, we expect an overhead of 243 GE for `Joltik-BC-128` compared to `LED-128`. This would lead us to about 1500 GE to implement `Joltik-BC-128`.

The reasoning for `Joltik-BC-192` is exactly the same, except that we have an extra $64 \times (2.67) = 171$ GE to compute the extra tweak XOR in the internal state. Moreover, an additional memory of 64 bits of tweak material is required, which adds another $64 \times (4.67) = 298$ (counting 4.67 GE for a single-bit input flip-flop). Finally, we omit the multiplication by 4 in $GF(2^4)/0x13$ since it can be implemented with only shifts and two XORs. Overall, we expect `Joltik-BC-192` to fit in about 2000 GE.

Concerning the authenticated encryption mode for `Joltik≠`, one can remark that it calls directly `Joltik-BC` on the incoming message blocks and directly outputs the corresponding ciphertext blocks. However, one needs to take in account the following three main potential overhead costs:

- a 64-bit checksum needs to be computed and stored. Therefore, one should count an additional $64 \times (4.67 + 2.67) = 470$ GE.
- the tweak value needs to be increased every `Joltik-BC` call, and this operation can be quite expensive, because the carries needs to be taken care of. Comparing with other implementations, we estimate to 4 GE per bit for an integer addition when minimal area is the implementation goal. In our case, the addition is done on $max_l = 29$ bits, hence $29 \times 4 = 116$ GE. We note that using a different tweak update function (for example using an LFSR) would

drastically reduce this cost without changing the security aspects of Joltik^\neq (we only need that the counter runs through all the possible values, the ordering does not matter).

- in case where associated data is input, one can see that a 64-bit authentication value needs to be maintained until the end, similarly to the checksum, and this would add another $64 \times (4.67 + 2.67) = 470$ GE. However, this can be simply avoided if the associated data is computed after the message blocks (by directly XORing the output of the Joltik-BC calls to the checksum register). Therefore, we do not add extra cost for this part.

All in all, we estimate that $\text{Joltik}^\neq\text{-64-64}$ and $\text{Joltik}^\neq\text{-80-48}$ should be able to fit in about 2100 GE, and $\text{Joltik}^\neq\text{-96-96}$ and $\text{Joltik}^\neq\text{-128-64}$ in 2600 GE. Concerning $\text{Joltik}^\text{=}$, the reasoning is exactly the same, except that the 64-bit temporary authentication value must be maintained. Therefore, an extra 470 GE will have to be taken in account, we estimate that $\text{Joltik}^\text{=}\text{-64-64}$ and $\text{Joltik}^\text{=}\text{-80-48}$ should be able to fit in about 2600 GE, and $\text{Joltik}^\text{=}\text{-96-96}$ and $\text{Joltik}^\text{=}\text{-128-64}$ in 3100 GE. We emphasize that these are only very rough and possibly optimistic estimations and only real implementations will be able to confirm them.

We note that one very good advantage for Joltik in hardware applications is that the speed overhead for small messages is null. Indeed, the very first message block is ciphered directly, without any precomputation. In RFID applications where only small data is likely to be protected (like a 96-bit Electronic Product Code), this will have a huge impact compared to sponge based or stream cipher based lightweight proposals that usually requires a long initialization period.

We also recall that if both encryption and decryption capabilities are required, Joltik-BC is a good candidate, as the diffusion matrix is involutory. The tweak and key schedule are also pretty much the same in encryption and decryption modes. These two aspects will minimize the decryption overhead.

Finally, since for $\text{Joltik}^\neq\text{-64-64}$ and $\text{Joltik}^\text{=}\text{-64-64}$, the key is never changed and used as is, it can be hard-wired in some applications permitting this feature in order to save 470 GE.

Chapter 8

Intellectual Property

Joltik is not patented and is free for use in any application. If any of this information changes, the submitter/submitters will promptly (and within at most one month) announce these changes on the crypto-competitions mailing list. We note that since Joltik uses a mode belonging to the generic OCB3 framework, it is unclear if patents relative to OCB (such as United States Patent No. 7,046,802; United States Patent No. 7,200,227; United States Patent No. 7,949,129; United States Patent No.8,321,675) apply to our proposal.

Chapter 9

Consent

The submitter/submitters hereby consent to all decisions of the CAESAR selection committee regarding the selection or non-selection of this submission as a second-round candidate, a third-round candidate, a finalist, a member of the final portfolio, or any other designation provided by the committee. The submitter/submitters understand that the committee will not comment on the algorithms, except that for each selected algorithm the committee will simply cite the previously published analyses that led to the selection of the algorithm. The submitter/submitters understand that the selection of some algorithms is not a negative comment regarding other algorithms, and that an excellent algorithm might fail to be selected simply because not enough analysis was available at the time of the committee decision. The submitter/submitters acknowledge that the committee decisions reflect the collective expert judgments of the committee members and are not subject to appeal. The submitter/submitters understand that if they disagree with published analyses then they are expected to promptly and publicly respond to those analyses, not to wait for subsequent committee decisions. The submitter/submitters understand that this statement is required as a condition of consideration of this submission by the CAESAR selection committee.

Bibliography

- [1] Andreeva, E., Bogdanov, A., Luykx, A., Mennink, B., Tischhauser, E., Yasuda, K.: Parallelizable and Authenticated Online Ciphers. [34] 424–443
- [2] Benadjila, R., Guo, J., Lomné, V., Peyrin, T.: Implementing Lightweight Block Ciphers on x86 Architectures. IACR Cryptology ePrint Archive **2013** (2013) 445
- [3] Benadjila, R., Guo, J., Lomné, V., Peyrin, T.: Implementing Lightweight Block Ciphers on x86 Architectures. SAC **2013** (2013) To appear.
- [4] Bilgin, B., Bogdanov, A., Knezevic, M., Mendel, F., Wang, Q.: FIDES: Lightweight Authenticated Cipher with Side-Channel Resistance for Constrained Hardware. In Bertoni, G., Coron, J.S., eds.: CHES 2013. Volume 8086 of LNCS., Springer (August 2013) 142–158
- [5] Biryukov, A., Nikolić, I.: Automatic Search for Related-Key Differential Characteristics in Byte-Oriented Block Ciphers: Application to AES, Camellia, Khazad and Others. In Gilbert, H., ed.: EUROCRYPT. Volume 6110 of Lecture Notes in Computer Science., Springer (2010) 322–344
- [6] Biryukov, A., Nikolić, I.: Search for Related-Key Differential Characteristics in DES-Like Ciphers. In Joux, A., ed.: FSE. Volume 6733 of Lecture Notes in Computer Science., Springer (2011) 18–34
- [7] Biryukov, A., Wagner, D.: Slide Attacks. In Knudsen, L.R., ed.: FSE’99. Volume 1636 of LNCS., Springer (March 1999) 245–259
- [8] Bogdanov, A., Mendel, F., Regazzoni, F., Rijmen, V., Tischhauser, E.: ALE: AES-Based Lightweight Authenticated Encryption. In: FSE. Lecture Notes in Computer Science (2013) *to appear*.
- [9] Daemen, J., Knudsen, L.R., Rijmen, V.: The Block Cipher Square. In Biham, E., ed.: FSE’97. Volume 1267 of LNCS., Springer (January 1997) 149–165
- [10] Derbez, P., Fouque, P.A., Jean, J.: Faster Chosen-Key Distinguishers on Reduced-Round AES. In Galbraith, S.D., Nandi, M., eds.: INDOCRYPT 2012. Volume 7668 of LNCS., Springer (December 2012) 225–243
- [11] Derbez, P., Fouque, P.A., Jean, J.: Improved Key Recovery Attacks on Reduced-Round AES in the Single-Key Setting. In Johansson, T., Nguyen, P.Q., eds.: EUROCRYPT 2013. Volume 7881 of LNCS., Springer (May 2013) 371–387
- [12] Dinur, I., Dunkelman, O., Keller, N., Shamir, A.: Key Recovery Attacks on 3-round Even-Mansour, 8-step LED-128, and Full AES2. [34] 337–356
- [13] Dinur, I., Jean, J.: Cryptanalysis of FIDES. In: FSE. Lecture Notes in Computer Science (2014) *to appear*.
- [14] Emami, S., Ling, S., Nikolić, I., Pieprzyk, J., Wang, H.: The resistance of PRESENT-80 against related-key differential attacks. Cryptography and Communications (2013) 1–17

- [15] Fouque, P.A., Jean, J., Peyrin, T.: Structural Evaluation of AES and Chosen-Key Distinguisher of 9-Round AES-128. In Canetti, R., Garay, J.A., eds.: CRYPTO 2013, Part I. Volume 8042 of LNCS., Springer (August 2013) 183–203
- [16] Gilbert, H., Peyrin, T.: Super-Sbox Cryptanalysis: Improved Attacks for AES-Like Permutations. [18] 365–383
- [17] Guo, J., Peyrin, T., Poschmann, A., Robshaw, M.J.B.: The LED Block Cipher. [32] 326–341
- [18] Hong, S., Iwata, T., eds.: FSE 2010. In Hong, S., Iwata, T., eds.: FSE 2010. Volume 6147 of LNCS., Springer (February 2010)
- [19] Jean, J., Naya-Plasencia, M., Peyrin, T.: Improved Rebound Attack on the Finalist Grøstl. In Canteaut, A., ed.: FSE 2012. Volume 7549 of LNCS., Springer (March 2012) 110–126
- [20] Jérémy Jean and Ivica Nikolić and Thomas Peyrin: Tweaks and Keys for Block Ciphers: the TWEAKEY Framework (2014) *Article in preparation*.
- [21] Khoongming Khoo and Frédérique Oggier and Thomas Peyrin and Siang Meng Sim: Lightweight MDS Involution Matrices (2014) *Article in preparation*.
- [22] Khovratovich, D., Nikolic, I.: Rotational Cryptanalysis of ARX. [18] 333–346
- [23] Khovratovich, D., Rechberger, C.: The LOCAL attack: Cryptanalysis of the authenticated encryption scheme ALE. In: SAC. Lecture Notes in Computer Science (2013) *to appear*.
- [24] Krovetz, T., Rogaway, P.: The Software Performance of Authenticated-Encryption Modes. In Joux, A., ed.: FSE 2011. Volume 6733 of LNCS., Springer (February 2011) 306–327
- [25] Lu, J., Dunkelman, O., Keller, N., Kim, J.: New Impossible Differential Attacks on AES. In Chowdhury, D.R., Rijmen, V., Das, A., eds.: INDOCRYPT 2008. Volume 5365 of LNCS., Springer (December 2008) 279–293
- [26] Mala, H., Dakhilalian, M., Rijmen, V., Modarres-Hashemi, M.: Improved Impossible Differential Cryptanalysis of 7-Round AES-128. In Gong, G., Gupta, K.C., eds.: INDOCRYPT 2010. Volume 6498 of LNCS., Springer (December 2010) 282–291
- [27] Matsuda, S., Moriai, S.: Lightweight Cryptography for the Cloud: Exploit the Power of Bitslice Implementation. In Prouff, E., Schaumont, P., eds.: CHES 2012. Volume 7428 of LNCS., Springer (September 2012) 408–425
- [28] McGrew, D., Viega, J.: The Galois/Counter mode of operation (GCM). Submission to NIST. <http://csrc.nist.gov/CryptoToolkit/modes/proposedmodes/gcm/gcm-spec.pdf> (2004)
- [29] Mouha, N., Wang, Q., Gu, D., Preneel, B.: Differential and Linear Cryptanalysis Using Mixed-Integer Linear Programming. In Wu, C., Yung, M., Lin, D., eds.: Inscrypt. Volume 7537 of Lecture Notes in Computer Science., Springer (2011) 57–76
- [30] Nikolić, I., Wang, L., Wu, S.: Cryptanalysis of round-reduced LED. FSE. To appear in Lecture Notes in Computer Science (2013)
- [31] Peyrin, T.: Improved Differential Attacks for ECHO and Grøstl. In Rabin, T., ed.: CRYPTO 2010. Volume 6223 of LNCS., Springer (August 2010) 370–392
- [32] Preneel, B., Takagi, T., eds.: CHES 2011. In Preneel, B., Takagi, T., eds.: CHES 2011. Volume 6917 of LNCS., Springer (September / October 2011)
- [33] Ristenpart, T., Rogaway, P.: How to Enrich the Message Space of a Cipher. In Biryukov, A., ed.: FSE 2007. Volume 4593 of LNCS., Springer (March 2007) 101–118

- [34] Sako, K., Sarkar, P., eds.: Advances in Cryptology - ASIACRYPT 2013 - 19th International Conference on the Theory and Application of Cryptology and Information Security, Bengaluru, India, December 1-5, 2013, Proceedings, Part I. In Sako, K., Sarkar, P., eds.: ASIACRYPT (1). Volume 8269 of Lecture Notes in Computer Science., Springer (2013)
- [35] Shibutani, K., Isobe, T., Hiwatari, H., Mitsuda, A., Akishita, T., Shirai, T.: Piccolo: An Ultra-Lightweight Blockcipher. [\[32\]](#) 342–357
- [36] Sun, S., Hu, L., Wang, P.: Automatic Security Evaluation for Bit-oriented Block Ciphers in Related-key Model: Application to PRESENT-80, LBlock and Others. Cryptology ePrint Archive, Report 2013/676 (2013)

Appendix A

Constants Defined in Joltik-BC

A.1 S-Box used in Joltik-BC

0xE	0x4	0xB	0x2	0x3	0x8	0x0	0x9	0x1	0xA	0x7	0xF	0x6	0xC	0x5	0xD
-----	-----	-----	-----	-----	-----	-----	-----	-----	-----	-----	-----	-----	-----	-----	-----

Table A.1: The Piccolo S-Box S used in Joltik-BC.

0x6	0x8	0x3	0x4	0x1	0xE	0xC	0xA	0x5	0x7	0x9	0x2	0xD	0xF	0x0	0xB
-----	-----	-----	-----	-----	-----	-----	-----	-----	-----	-----	-----	-----	-----	-----	-----

Table A.2: The Piccolo S-Box S^{-1} used in Joltik-BC.

A.2 Constants in the Key Schedule of Joltik-BC

We define in Table A.3 the constants used in the key scheduling algorithm of Joltik-BC for each round number. The constants are given in terms of bytes, and rc_0 represents the less significant bit.

Rounds	Constants
1-12	01, 03, 07, 0F, 1F, 3E, 3D, 3B, 37, 2F, 1E, 3C
13-24	39, 33, 27, 0E, 1D, 3A, 35, 2B, 16, 2C, 18, 30
25-32	21, 02, 05, 0B, 17, 2E, 1C, 38

Table A.3: Constants used in the internal block cipher of Joltik-BC.